


19



93

DAIHATSU

**SOUTH
AUSTRALIAN
ROAD
RUNNERS
CLUB**



Adelaide Marathon

1/2 Marathon and
A.S.A. State Marathon Championship



Fight
Muscular
Dystrophy

RESULTS



AIMS
AA PERMIT SA006



DAIHATSU ADELAIDE MARATHON & HALF MARATHON

29TH AUGUST, 1993

ENTRANTS

MARATHON 325 including 8 WALKERS

HALF MARATHON 327 including 14 WALKERS

FINISHERS

MARATHON 272 including 5 WALKERS


HALF MARATHON 286 including 13 WALKERS

269 - incl 3 relay teams.

1994 ADELAIDE MARATHON WILL BE ON SUNDAY 28TH AUGUST



Fight
Muscular
Dystrophy



THERE WERE MORE THAN 80 RUNNERS IN THE QANTAS MUSCLE TEAM
WHO BETWEEN THEM RAISED APPROXIMATELY \$8000 FOR THE FIGHT
AGAINST MUSCULAR DYSTROPHY

PLACEGETTERS - 1993 DAIHATSU ADELAIDE MARATHON

OPEN MALE
1st Morgan Lee Tucker(Vic) 2:30.29
2nd Ian Nash(Vic) 2:32.02
3rd Joe Petkovic(SA) 2:33.05

OPEN FEMALE
1st Jeannette Mase(SA) 2:58.59
2nd Louise Abraham(SA) 3:05.29
3rd Leah Wright(SA) 3:05.46

OPEN WALKER
1st Josephine Borg(SA) 5:13.25

SARRC MEMBER-MALE 1ST MARATHON
1st Rob Altschwager 3:11.29

SARRC MEMBER-FEMALE 1ST MARATHON
1st Simone Wirkus 3:42.04

FIRST SARRC MEMBER
1st Andrew Burns 2:42.04

TEAM
1st Four Seas 3:30.07

STATE TITLE

OPEN MALE
1st Joe Petkovic 2:33.05
2nd Glen Harvey 2:37.14
3rd Andrew Burns 2:42.04

OPEN FEMALE
1st Jeannette Mase 2:58.59
2nd Leah Wright 3:05.46
3rd Lisa Wright 3:13.06

VETERANS MALE
1st Mike Hopkins 2:58.59
2nd John Bannon 3:01.36
3rd David Standeven 3:15.14

RECORDS

MALE Steve Poulton 1984 2:20.23
FEMALE Gill Dunning 1984 2:46.31

Runners who have completed all 15 Adelaide Marathons:
John Auld, John Bannon, Terry Buxton, Len Freeth, Ian Hill, Ross Martin, Peter Slagter, Peter Worley

Posn Fin	Run No	Surname	Given Name	Gend er	Age	Cat	Time	Posn Gend	Posn Catg	Posn Fin	Run No	Surname	Given Name	Gend er	Age	Cat	Time	Posn Gend	Posn Cat
1	1194	TUCKER	MORGAN LEE	M	32	3039	2:30.29	1	1	51	1220	REYNOLDS	ANDREW	M	30	3039	3:12.37	47	2
2	1113	NASH	IAN	M	33	3039	2:32.02	2	2	52	1087	DUNCAN	GREG	M	41	4049	3:12.52	48	1
3	0009	PETKOVIC	JOE	M	43	4049	2:33.05	3	1	53	0004	WRIGHT	LISA	F	27	1829	3:13.06	5	
4	1134	MANDILE	GREG	M	32	3039	2:36.31	4	3	54	1170	BRADLEY	STEWART	M	32	3039	3:13.10	49	2
5	0005	HARVEY	GLEN	M	34	3039	2:37.14	5	4	55	1037	DAVIS	WARREN	M	37	3039	3:13.15	50	2
6	1240	COGAN	STEPHEN	M	28	1829	2:39.00	6	1	56	1107	BISSCHOFF	RAE	F	39	3039	3:13.22	6	
7	1172	CRAWSHAW	RICHARD	M	29	1829	2:40.22	7	2	57	1213	WILLOUGHBY	PAUL	M	35	3039	3:13.24	51	2
8	0002	BURNS	ANDREW	M	35	3039	2:42.04	8	5	58	1013	COULTER	DES	M	49	4049	3:13.35	52	1
9	0019	HOLLAND	NEIL	M	33	3039	2:42.39	9	6	59	0006	TAYLOR	MARK	M	33	3039	3:14.13	53	3
10	1129	ELLIS	TERRY	M	32	3039	2:45.16	10	7	60	1261	JOHNSON	JAMES	M	41	4049	3:14.30	54	1
11	0010	WENDEL	ROB	M	36	3039	2:47.43	11	8	61	1058	LUBCKE	CHRISTINE	F	30	3039	3:14.46	7	
12	1115	KEWLEY	DOUGLAS	M	43	4049	2:48.18	12	2	62	0012	STANDEVEN	DAVID	M	41	4049	3:15.14	55	1
13	1244	HANNA	LIAM	M	49	4049	2:48.44	13	3	63	1074	LEWIS	SIMON	M	42	4049	3:15.44	56	2
14	1121	FREEMAN	CHRIS	M	42	4049	2:50.12	14	4	64	1191	SKEWES	CHERYLYN	F	29	1829	3:17.10	57	
15	1055	THOMAS	MARTIN	M	36	3039	2:51.10	15	9	65	1276	STEVENS	GREG	M	34	3039	3:17.32	58	3
16	0008	GRAHAM	JOHN	M	33	3039	2:54.01	16	10	66	1290	STANDEN	ROY	M	29	1829	3:17.38	59	
17	1145	DIVOLA	ALAN	M	41	4049	2:54.06	17	5	67	1102	HAYES	BOB	M	55	5059	3:17.48	60	
18	1160	FEIJEN	JOHN	M	36	3039	2:54.25	18	11	68	1043	FOX	JOHN	M	44	4049	3:17.56	61	2
19	1142	WISE	RODNEY	M	40	4049	2:56.27	19	6	69	1259	TRANGMAR	SIMON	M	29	1829	3:17.57	62	
20	1180	NICHOLSON	ANDREW	M	34	3039	2:56.55	20	12	70	1096	BURKE	MARTIN	M	35	3039	3:18.04	63	3
21	1116	PAYNTER	RAY	M	46	4049	2:58.29	21	7	71	1114	SAUNDERS	ALISON C.	F	44	4049	3:18.22	8	
22	1025	JACKSON	TERENCE	M	34	3039	2:58.31	22	13	72	1028	HOMAN	SEAN	M	42	4049	3:18.56	64	2
23	1034	THOMAS	KYM	M	35	3039	2:58.35	23	14	73	1004	HILL	IAN	M	39	3039	3:19.23	65	3
24	0011	MASE	JEANNETTE	F	40	4049	2:58.59	1	1	74	1256	CHRISTIE	HARRY	M	39	3039	3:20.26	66	3
25	0017	HOPKINS	MIKE	M	40	4049	2:58.59	24	8	75	1155	BIGGS	BARRY	M	50	5059	3:20.57	67	
26	1081	WEARN	BRADLEY	M	30	3039	2:59.30	25	15	76	1086	ROBERTS	LLOYD	M	40	4049	3:21.38	68	2
27	1131	EY	ROBERT	M	33	3039	3:00.09	26	16	77	1133	CHANDLER	BRIAN	M	49	4049	3:22.10	69	2
28	1120	MORCOM	RICHARD	M	42	4049	3:00.16	27	9	78	1050	LLOYD	OWEN	M	54	5059	3:22.34	70	
29	0001	BANNON	JOHN	M	50	5059	3:01.36	28	1	79	1165	MEWETT	DARRYL	M	51	5059	3:23.14	71	
30	1227	MARTIN	STEPHEN	M	26	1829	3:01.54	29	3	80	1168	GRICE	MARGARET	F	40	4049	3:23.28	9	
31	0016	QUIGLEY	PETER	M	34	3039	3:02.40	30	17	81	1033	APTER	ROBIN	M	41	4049	3:23.45	72	2
32	1188	POPPELWELL	CHRIS	M	34	3039	3:03.26	31	18	82	1273	LAWSON	IAN	M	37	3039	3:24.00	73	3
33	1173	JAMAL	FAYAZ	M	40	4049	3:03.38	32	10	83	1044	CRAWFORD	MICHAEL	M	43	4049	3:24.44	74	2
34	1219	MARTIN	RICHARD	M	39	3039	3:03.58	33	19	84	1146	SKEWES	TREVOR	M	48	4049	3:25.22	75	2
35	1203	TWARTZ	PETER	M	34	3039	3:04.22	34	20	85	1179	JANONIS	JOHN	M	40	4049	3:25.38	76	2
36	1266	DAWSON	GREGOR	M	22	1829	3:05.03	35	4	86	1056	REICHER	BERNARD	M	31	3039	3:25.43	77	3
37	1193	VISSER	JEFF	M	30	3039	3:05.12	36	21	87	1166	GRIFFIN	RUSSELL	M	26	1829	3:25.56	78	
38	1135	MONSOOR	HARRY	M	33	3039	3:05.25	37	22	88	1026	GATFIELD	BRIAN	M	48	4049	3:26.10	79	2
39	1288	JARRETT	TONY	M	31	3039	3:05.28	38	23	89	1235	HANSEN	GRAEME	M	47	4049	3:26.10	80	3
40	1233	ABRAHAM	LOUISE	F	31	3039	3:05.29	2	1	90	1158	BASKIN	CLIVE	M	37	3039	3:26.30	81	3
41	0003	WRIGHT	LEAH	F	27	1829	3:05.46	3	1	91	1032	RUSSELL	GRAEME	M	34	3039	3:27.02	82	3
42	1184	PEART	DAVID	M	28	1829	3:07.44	39	5	92	1060	CARR	GEOFF	M	33	3039	3:27.16	83	3
43	1260	HADINGHAM	KEVIN	M	45	4049	3:08.20	40	11	93	1011	HARRISON	GRAHAM	M	50	5059	3:27.37	84	6
44	1019	DAVIE	RICHARD	M	42	4049	3:09.30	41	12	94	1128	KERSTEN	TIM	M	37	3039	3:27.48	85	4
45	1268	GENOVESE	ALEX	M	44	4049	3:11.19	42	13	95	1085	CORNEY	PETER	M	47	4049	3:28.06	86	3
46	1095	QUORN-SMITH	MAL	M	42	4049	3:11.26	43	14	96	1264	DOYLE	SAMUEL	M	20	1829	3:28.12	87	1
47	1064	ALTSCHWAGER	ROB	M	32	3039	3:11.29	44	24	97	1015	HILLIER	GARY WESLEY	M	48	4049	3:28.34	88	3
48	1181	CLARK	SUSAN	F	31	3039	3:11.33	4	2	98	1080	MARKEY	PETER	M	36	3039	3:28.48	89	4
49	1252	JENKINS	MARK	M	37	3039	3:11.39	45	25	99	1150	HOWARD	GEOFF	M	43	4049	3:29.14	90	3
50	1185	SMITH	LESTER	M	42	4049	3:12.16	46	15	100	1258	CULBERTSON	ALBERT	M	52	5059	3:29.20	91	7

29/08/93

Race Results - Overall

Page 3

29/08/93

Race Results - Overall

Page

Posn Fin	Run No	Surname	Given Name	Gend er	Age	Cat	Time	Posn Gend	Posn Catg	Posn Fin	Run No	Surname	Given Name	Gend er	Age	Cat	Time	Posn Gend	Pos Cat
101	1083	PATTERSON	KEN	M	57	5059	3:29.24	92	8	151	1106	WIRKUS	SIMONE	F	37	3039	3:42.04	12	
102	1196	DILLON	MICHAEL	M	43	4049	3:29.24	93	34	152	1099	MURPHY	ROBERT	M	40	4049	3:43.43	140	5
103	1103	SCHUBERT	RONALD	M	40	4049	3:29.25	94	35	153	1242	RICHARDS	JOHN	M	42	4049	3:43.56	141	5
104	1065	ANZIN	MICHAEL	M	43	4049	3:29.28	95	36	154	1174	SJOERDSMA	RICHARD	M	63	6099	3:43.58	142	
105	1263	MCGUIGAN	RICKY	M	37	3039	3:29.28	96	42	155	1054	HORNING	JOHN	M	55	5059	3:44.02	143	1
106	1038	JENSON	ANDREW	M	34	3039	3:29.34	97	43	156	1247	VAN EVERY	BRUCE	M	44	4049	3:44.10	144	5
107	1169	WOLFF	FRANK	M	46	4049	3:29.44	98	37	157	1082	WILLIAMS	ROGER	M	53	5059	3:44.23	145	1
108	1040	ROBIN	MICHAEL	M	36	3039	3:29.46	99	44	158	1195	RYAN	DALE	M	30	3039	3:44.28	146	5
109	6001	FOUR SEAS	JAN CIBICH	M	4	RELA	3:30.07	100	1	159	0015	WORLEY	PETER	M	46	4049	3:45.04	147	5
110	1052	GALLASCH	PETER	M	49	4049	3:30.33	101	38	160	1154	BOSWELL	TERRY	M	49	4049	3:45.55	148	5
111	1200	JANISZEWSKI	ROB	M	43	4049	3:31.36	102	39	161	1206	GILKES	PETER	M	46	4049	3:46.07	149	5
112	1225	BACKHOUSE	JOHN	M	53	5059	3:31.46	103	9	162	1237	INGLIS	DON	M	30	3039	3:46.15	150	5
113	1209	TWARTZ	JOHN	M	50	5059	3:31.56	104	10	163	1272	COLLINS	JOHN	M	44	4049	3:46.42	151	6
114	1186	HUNTER	DAVID CHARLES	M	33	3039	3:31.57	105	45	164	1035	WHALAN	JOHN	M	42	4049	3:46.57	152	6
115	1224	AVERIS	LYNLEY	F	32	3039	3:32.26	10	5	165	1176	CHRISTIE	IAN	M	38	3039	3:47.31	153	5
116	1021	JUPE	PHILIP	M	43	4049	3:32.42	106	40	166	1126	ASHFIELD	DAVID	M	47	4049	3:47.58	154	6
117	1187	PALMER	ROY	M	43	4049	3:33.43	107	41	167	1229	SIMS	BARRY	M	45	4049	3:48.02	155	6
118	1077	MARSHALL	MAXWELL	M	39	3039	3:34.10	108	46	168	1045	PAROUCHAIS	CONSTANTIN	M	58	5059	3:48.08	156	1
119	1118	SAMPSON	LEONARD	M	44	4049	3:34.15	109	42	169	1047	BUIJCK	JOHN	M	53	5059	3:48.29	157	2
120	1031	ASHLEY	STEVE	M	38	3039	3:34.23	110	47	170	1007	BUXTON	TERRY	M	53	5059	3:49.00	158	2
121	1105	HUNT	PAUL	M	34	3039	3:34.23	111	48	171	1151	DAY	ALAN	M	49	4049	3:49.57	159	6
122	1147	CAPP	SIMON CHARLES	M	38	3039	3:34.26	112	49	172	1251	BATES	DAVID JOHN	M	38	3039	3:51.33	160	5
123	1132	BENNETT	ROBERT	M	49	4049	3:34.37	113	43	173	1110	ZIMMERMAN	ROY	M	64	6099	3:52.09	161	
124	1125	STARAJ	SERGE	M	47	4049	3:34.46	114	44	174	1117	GEORGE	ANTHONY	M	38	3039	3:52.58	162	6
125	1285	HANNA	PAUL	M	36	3039	3:35.04	115	50	175	1216	OSTLE	TOM	M	32	3039	3:53.17	163	6
126	1090	ZUKOWSKI	JERRY	M	41	4049	3:35.20	116	45	176	1167	FURNISS	IAN	M	41	4049	3:53.30	164	6
127	1210	ANSELL	BOB	M	50	5059	3:36.12	117	11	177	1143	FURLAN	FRANK	M	54	5059	3:54.17	165	2
128	1156	WARD	MIKE	M	40	4049	3:36.32	118	46	178	1149	BENNETT	ROBERT	M	54	5059	3:54.52	166	2
129	1041	NOLAN	GORDON	M	50	5059	3:36.32	119	12	179	1039	OHLENROTT	BRUCE	M	29	1829	3:54.52	167	1
130	1023	PERKINS	ROBERT	M	30	3039	3:36.38	120	51	180	1171	BRICE	TONY	M	44	4049	3:55.33	168	6
131	1088	SIBILA	DAN	M	42	4049	3:37.00	121	47	181	1076	HEWITT	BRUCE	M	43	4049	3:56.31	169	6
132	1148	BOYNE	RON	M	59	5059	3:37.22	122	13	182	1001	AULD	JOHN	M	50	5059	3:57.08	170	2
133	1215	HOBAN	PETER	M	41	4049	3:37.40	123	48	183	1282	KEANE	CRAIG	M	22	1829	3:57.21	171	1
134	1284	FISHER	GLENN	M	39	3039	3:37.51	124	52	184	1291	CULL	STEPHEN	M	22	1829	3:57.28	172	1
135	1283	DUFFELL	GEOFF	M	42	4049	3:37.51	125	49	185	1192	ELLIOTT	DARREN	M	29	1829	3:57.32	173	1
136	1089	DOWNING	EUAN	M	55	5059	3:37.57	126	14	186	1245	BROWNE	KEVIN	M	56	5059	3:58.44	174	2
137	1030	IRVINE	ANTHONY	M	34	3039	3:37.59	127	53	187	1098	MARSH	ANTHONY	M	42	4049	3:59.02	175	6
138	1289	QUAM	STEVEN	M	26	1829	3:38.04	128	11	188	1222	WENZLAW	CHRIS	M	27	1829	3:59.11	176	1
139	1100	TOMPKINS	MICHAEL	M	46	4049	3:38.20	129	50	189	1274	BROWN	IAN	M	55	5059	3:59.19	177	2
140	1292	WALLACE	DOUG	M	52	5059	3:38.36	130	15	190	1205	ALLMAND	PETER	M	48	4049	3:59.24	178	6
141	1059	MCCOMB	ANDREW	M	62	6099	3:38.59	131	1	191	1218	CAIRNS	MARK	M	30	3039	3:59.51	179	6
142	1201	ATKINSON	JEFF	M	35	3039	3:39.05	132	54	192	1140	STEVENS	BARNEY	M	46	4049	4:00.05	180	7
143	1130	BRADLEY	THOMAS	M	52	5059	3:39.35	133	16	193	1257	PEMBERTON	RICHARD	M	41	4049	4:00.42	181	7
144	1221	BYRNE	FRANK	M	66	6099	3:39.39	134	2	194	1104	MARSHAM	KERRY	M	54	5059	4:01.12	182	2
145	1217	PASCOE	MICHAEL	M	41	4049	3:39.59	135	51	195	1108	BRYAR	PETER	M	41	4049	4:01.27	183	7
146	1163	WHITTING	JACKY	F	51	5059	3:40.25	11	1	196	1230	DEPASQUALE	GEORGE	M	41	4049	4:02.02	184	7
147	1029	BOLTE	PETER	M	49	4049	3:40.37	136	52	197	1212	NAYLOR	THOMAS	M	50	5059	4:03.02	185	2
148	1139	WILSON	JOHN	M	31	3039	3:40.49	137	55	198	1178	ALDRIDGE	DON	M	46	4049	4:04.48	186	7
149	1073	MOORE	GREG	M	41	4049	3:41.34	138	53	199	1124	DONKIN	JACK	M	40	4049	4:04.56	187	7
150	1101	GRAY	PETER	M	28	1829	3:41.52	139	12	200	1295	MOYSE	DION	M	19	1829	4:05.32	188	1

29/08/93

Race Results - Overall

Posn Fin	Run No	Surname	Given Name	Gend er	Age	Cat	Time	Posn Gend	Posn Catg
201	1270	KOLBE	KAYE	F	46	4049	4:05.50	13	4
202	1271	STAPLETON	GEOFF	M	49	4049	4:05.51	189	76
203	1093	WOODHOUSE	PETER	M	49	4049	4:06.02	190	77
204	1141	HILL	BARBARA	F	42	4049	4:06.52	14	5
205	1063	ABBOTT	MICHAEL	M	50	5059	4:07.12	191	29
206	1234	MCGLINN	KEVIN	M	50	5059	4:07.17	192	30
207	6000	DESPERADOS	PAM SATCHELL	M	4	RELA	4:07.30	193	2
208	1238	HIGGS	PHILIP	M	45	4049	4:07.32	194	78
209	1070	EATON	COLIN	M	33	3039	4:08.02	195	63
210	1175	EDMONDS	MALCOLM	M	48	4049	4:08.42	196	79
211	1006	SLAGTER	PETER	M	46	4049	4:08.55	197	80
212	1123	DOWN	KEN	M	40	4049	4:08.59	198	81
213	1286	CARMAN	DAVID	M	20	1829	4:09.03	199	19
214	1027	GADD	ISADORE	M	52	5059	4:09.20	200	31
215	1137	OFFICER	ROBERT	M	45	4049	4:10.13	201	82
216	1022	MAJOR	ANTHONY	M	48	4049	4:10.59	202	83
217	1122	BISKUP	TADEUSZ	M	36	3039	4:11.53	203	64
218	1069	WISE	PETER	M	33	3039	4:12.02	204	65
219	1265	DI DINO	GIUSEPPE	M	29	1829	4:12.05	205	20
220	1091	MINNE	KENNETH	M	53	5059	4:12.28	206	32
221	1153	BIRDSEYE	NICKOLAS	M	39	3039	4:12.35	207	66
222	1207	KENNETT	IAN	M	43	4049	4:14.53	208	84
223	1152	DE BOER	BASTIAAN	M	31	3039	4:15.07	209	67
224	1250	SINCLAIR	DAVID	M	30	3039	4:15.47	210	68
225	1183	BANCROFT	TREVOR	M	46	4049	4:15.53	211	85
226	1211	BUKOJEMSKI	LOTHAR	M	45	4049	4:16.19	212	87
227	1078	O'CONNELL	PHILLIP	M	40	4049	4:16.19	213	86
228	1246	KRIEGER	JOANNE	F	19	1829	4:16.37	15	3
229	1049	NAGLE	MICHAEL	M	47	4049	4:16.39	214	88
230	1057	HAMILTON	LYNDA	F	40	4049	4:16.48	16	6
231	1255	BENNETT	JOHN	M	50	5059	4:19.27	215	33
232	1018	HUMPHRIES	ROBERT	M	44	4049	4:19.32	216	89
233	1053	HALL	COLIN	M	43	4049	4:21.37	217	90
234	1046	HANLAN	PHILLIP	M	35	3039	4:21.51	218	69
235	1067	INNES	LES	M	41	4049	4:23.33	219	91
236	1036	O'GRADY	DAVID	M	45	4049	4:24.44	220	92
237	1071	CARNEY	TERRY	M	29	1829	4:25.48	221	21
238	1204	VENUS	GRAHAM	M	50	5059	4:25.58	222	34
239	1136	THOMPSON	GARY	M	39	3039	4:26.01	223	70
240	1072	GIDDINGS	VIRGINIA	F	27	1829	4:26.03	17	4
241	1293	JOHNSTON	BRYAN F.	M	58	5059	4:26.19	224	35
242	1278	ELLIOTT	DAVE	M	44	4049	4:29.21	225	93
243	1138	HAHESY	CHRISTINE	F	43	4049	4:31.25	18	7
244	1094	HONEYCHURCH	MERVYN	M	42	4049	4:32.52	226	94
245	1231	GREMMERT	HEINZ	M	40	4049	4:34.07	227	95
246	1048	BAINES	ALEXANDER	M	25	1829	4:35.51	228	22
247	1275	BROWN	MARIE	F	54	5059	4:36.13	19	2
248	1280	ASHCROFT	CHRISTINE	F	27	1829	4:36.52	20	5
249	1281	CULLEN	ANDREA	F	26	1829	4:36.52	21	6
250	1214	HAMPTON	BARBARA	F	38	3039	4:36.57	22	7

29/08/93

Race Results - Overall

Posn Fin	Run No	Surname	Given Name	Gend er	Age	Cat	Time	Posn Gend	Posn Cat
251	1016	DAYMON	MARK	M	36	3039	4:41.20	229	7
252	2003	HUF	MICHAEL	M	42	4049	4:45.28	230	9
253	1097	BOULTON	LES	M	48	4049	4:45.37	231	9
254	1020	PEARCE	ADRIAN	M	53	5059	4:46.38	232	3
255	1062	MCMILLAN	DAVID	M	51	5059	4:51.08	233	3
256	1012	PAGE	GRAHAM	M	54	5059	4:51.15	234	3
257	6002	HALF TANKED	JANET PAUNOLA	M	8	RELA	4:51.28	235	
258	1109	HIMAYAKANTHAN	DR. SIVASITHAM	M	44	4049	4:54.31	236	9
259	1051	IRVINE	LEONIE	F	36	3039	5:02.55	23	
260	1092	POLLARD	GODFREY	M	62	6099	5:02.56	237	
261	1182	AGOSTINI	HELEN	F	68	6099	5:04.52	24	
262	2005	BORG	JOSEPHINE	F	50	5059	5:13.25	25	
263	1157	DICKSON	PETER	M	33	3039	5:16.15	238	7
264	1017	BRYANT	PETER	M	31	3039	5:27.33	239	7
265	1068	JAMES	MAX	M	41	4049	5:28.00	240	9
266	1253	BARDY	SUSAN	F	60	6099	5:53.57	26	
267	1005	MARTIN	ROSS	M	63	6099	5:54.47	241	
268	2002	SMYTH	JOHN	M	62	6099	5:56.23	242	
269	1003	GROAT	DAVID BRAND	M	71	6099	6:02.21	243	
270	1002	FREETH	LEN	M	49	4049	6:44.57	244	10
271	2004	DAVIE	ELEANOR	F	39	3039	6:46.12	27	
272	2006	WHITE	PRINCE	M	59	5059	9:59.59	245	3

272 Runners *****

29/08/93

Race Results - Category

Page 1

Runner	Surname	Given Name	Gender	Age	Cat	Time	Posn
0003	WRIGHT	LEAH	F	27	1829	3:05.46	1 0844
0004	WRIGHT	LISA	F	27	1829	3:13.06	2 0846
1246	KRIEGER	JOANNE	F	19	1829	4:16.37	3
1072	GIDDINGS	VIRGINIA	F	27	1829	4:26.03	4
1280	ASHCROFT	CHRISTINE	F	27	1829	4:36.52	5
1281	CULLEN	ANDREA	F	26	1829	4:36.52	6

1233	ABRAHAM	LOUISE	F	31	3039	3:05.29	1
1181	CLARK	SUSAN	F	31	3039	3:11.33	2
1107	BISSCHOFF	RAE	F	39	3039	3:13.22	3
1058	LUBCKE	CHRISTINE	F	30	3039	3:14.46	4 0175
1224	AVERIS	LYNLEY	F	32	3039	3:32.26	5
1106	WIRKUS	SIMONE	F	37	3039	3:42.04	6 1194
1214	HAMPTON	BARBARA	F	38	3039	4:36.57	7 1189
1051	IRVINE	LEONIE	F	36	3039	5:02.55	8
2004	DAVIE	ELEANOR	F	39	3039	6:46.12	9

0011	MASE	JEANNETTE	F	40	4049	2:58.59	1
1114	SAUNDERS	ALISON C.	F	44	4049	3:18.22	2 1182
1168	GRICE	MARGARET	F	40	4049	3:23.28	3 0473
1270	KOLBE	KAYE	F	46	4049	4:05.50	4
1141	HILL	BARBARA	F	42	4049	4:06.52	5 0793
1057	HAMILTON	LYNDA	F	40	4049	4:16.48	6 0578
1138	HAHESY	CHRISTINE	F	43	4049	4:31.25	7 0737

1163	WHITTING	JACKY	F	51	5059	3:40.25	1 0276
1275	BROWN	MARIE	F	54	5059	4:36.13	2
2005	BORG	JOSEPHINE	F	50	5059	5:13.25	3 0150

1182	AGOSTINI	HELEN	F	68	6099	5:04.52	1
1253	BARDY	SUSAN	F	60	6099	5:53.57	2 0593

29/08/93

Race Results - Category

Page

Runner	Surname	Given Name	Gender	Age	Cat	Time	Posn
1240	COGAN	STEPHEN	M	28	1829	2:39.00	1
1172	CRAWSHAW	RICHARD	M	29	1829	2:40.22	2
1227	MARTIN	STEPHEN	M	26	1829	3:01.54	3 0940
1266	DAWSON	GREGOR	M	22	1829	3:05.03	4
1184	PEART	DAVID	M	28	1829	3:07.44	5
1191	SKEWES	CHERYLYN	M	29	1829	3:17.10	6
1290	STANDEN	ROY	M	29	1829	3:17.38	7
1259	TRANGMAR	SIMON	M	29	1829	3:17.57	8 0004
1166	GRIFFIN	RUSSELL	M	26	1829	3:25.56	9
1264	DOYLE	SAMUEL	M	20	1829	3:28.12	10
1289	QUAM	STEVEN	M	26	1829	3:38.04	11
1101	GRAY	PETER	M	28	1829	3:41.52	12
1039	OHLENROTT	BRUCE	M	29	1829	3:54.52	13
1282	KEANE	CRAIG	M	22	1829	3:57.21	14
1291	CULL	STEPHEN	M	22	1829	3:57.28	15
1192	ELLIOTT	DARREN	M	29	1829	3:57.32	16
1222	WENZLAU	CHRIS	M	27	1829	3:59.11	17
1295	MOYSE	DION	M	19	1829	4:05.32	18 1139
1286	CARMAN	DAVID	M	20	1829	4:09.03	19
1265	DI DINO	GIUSEPPE	M	29	1829	4:12.05	20
1071	CARNEY	TERRY	M	29	1829	4:25.48	21
1048	BAINES	ALEXANDER	M	25	1829	4:35.51	22

1194	TUCKER	MORGAN LEE	M	32	3039	2:30.29	1
1113	NASH	IAN	M	33	3039	2:32.02	2
1134	MANDILE	GREG	M	32	3039	2:36.31	3
0005	HARVEY	GLEN	M	34	3039	2:37.14	4
0002	BURNS	ANDREW	M	35	3039	2:42.04	5 0847
0019	HOLLAND	NEIL	M	33	3039	2:42.39	6
1129	ELLIS	TERRY	M	32	3039	2:45.16	7
0010	WENDEL	ROB	M	36	3039	2:47.43	8
1055	THOMAS	MARTIN	M	36	3039	2:51.10	9
0008	GRAHAM	JOHN	M	33	3039	2:54.01	10
1160	FEIJEN	JOHN	M	36	3039	2:54.25	11
1180	NICHOLSON	ANDREW	M	34	3039	2:56.55	12
1025	JACKSON	TERENCE	M	34	3039	2:58.31	13
1034	THOMAS	KYM	M	35	3039	2:58.35	14 0153
1081	WEARN	BRADLEY	M	30	3039	2:59.30	15
1131	EY	ROBERT	M	33	3039	3:00.09	16
0016	QUIGLEY	PETER	M	34	3039	3:02.40	17 0629
1188	POPPELWELL	CHRIS	M	34	3039	3:03.26	18
1219	MARTIN	RICHARD	M	39	3039	3:03.58	19
1203	TWARTZ	PETER	M	34	3039	3:04.22	20 0497
1193	VISSER	JEFF	M	30	3039	3:05.12	21
1135	MONSOOR	HARRY	M	33	3039	3:05.25	22
1288	JARRETT	TONY	M	31	3039	3:05.28	23
1064	ALTSCHWAGER	ROB	M	32	3039	3:11.29	24 0555
1252	JENKINS	MARK	M	37	3039	3:11.39	25
1220	REYNOLDS	ANDREW	M	30	3039	3:12.37	26
1170	BRADLEY	STEWART	M	32	3039	3:13.10	27
1037	DAVIS	WARREN	M	37	3039	3:13.15	28

Runner	Surname	Given Name	Gender	Age	Cat	Time	Posn
1213	WILLOUGHBY	PAUL	M	35	3039	3:13.24	29 0511
0006	TAYLOR	MARK	M	33	3039	3:14.13	30
1276	STEVENS	GREG	M	34	3039	3:17.32	31
1096	BURKE	MARTIN	M	35	3039	3:18.04	32
1004	HILL	IAN	M	39	3039	3:19.23	33 0362
1256	CHRISTIE	HARRY	M	39	3039	3:20.26	34
1273	LAWSON	IAN	M	37	3039	3:24.00	35
1056	REICHER	BERNARD	M	31	3039	3:25.43	36
1158	BASKIN	CLIVE	M	37	3039	3:26.30	37
1032	RUSSELL	GRAEME	M	34	3039	3:27.02	38
1060	CARR	GEOFF	M	33	3039	3:27.16	39
1128	KERSTEN	TIM	M	37	3039	3:27.48	40 0507
1080	MARKEY	PETER	M	36	3039	3:28.48	41 0924
1263	MCGUIGAN	RICKY	M	37	3039	3:29.28	42
1038	JENSON	ANDREW	M	34	3039	3:29.34	43
1040	ROBIN	MICHAEL	M	36	3039	3:29.46	44
1186	HUNTER	DAVID CHARLES	M	33	3039	3:31.57	45 0564
1077	MARSHALL	MAXWELL	M	39	3039	3:34.10	46 0972
1031	ASHLEY	STEVE	M	38	3039	3:34.23	47
1105	HUNT	PAUL	M	34	3039	3:34.23	48 1008
1147	CAPP	SIMON CHARLES	M	38	3039	3:34.26	49 1185
1285	HANNA	PAUL	M	36	3039	3:35.04	50
1023	PERKINS	ROBERT	M	30	3039	3:36.38	51
1284	FISHER	GLENN	M	39	3039	3:37.51	52
1030	IRVINE	ANTHONY	M	34	3039	3:37.59	53
1201	ATKINSON	JEFF	M	35	3039	3:39.05	54
1139	WILSON	JOHN	M	31	3039	3:40.49	55
1195	RYAN	DALE	M	30	3039	3:44.28	56
1237	INGLIS	DON	M	30	3039	3:46.15	57
1176	CHRISTIE	IAN	M	38	3039	3:47.31	58
1251	BATES	DAVID JOHN	M	38	3039	3:51.33	59 1173
1117	GEORGE	ANTHONY	M	38	3039	3:52.58	60 0522
1216	OSTLE	TOM	M	32	3039	3:53.17	61 1159
1218	CAIRNS	MARK	M	30	3039	3:59.51	62
1070	EATON	COLIN	M	33	3039	4:08.02	63
1122	BISKUP	TADEUSZ	M	36	3039	4:11.53	64
1069	WISE	PETER	M	33	3039	4:12.02	65
1153	BIRDSEYE	NICKOLAS	M	39	3039	4:12.35	66 0907
1152	DE BOER	BASTIAAN	M	31	3039	4:15.07	67
1250	SINCLAIR	DAVID	M	30	3039	4:15.47	68
1046	HANLAN	PHILLIP	M	35	3039	4:21.51	69 1013
1136	THOMPSON	GARY	M	39	3039	4:26.01	70
1016	DAYMON	MARK	M	36	3039	4:41.20	71
1157	DICKSON	PETER	M	33	3039	5:16.15	72
1017	BRYANT	PETER	M	31	3039	5:27.33	73
0009	PETKOVIC	JOE	M	43	4049	2:33.05	1
1115	KEWLEY	DOUGLAS	M	43	4049	2:48.18	2 0207
1244	HANNA	LIAM	M	49	4049	2:48.44	3
1121	FREEMAN	CHRIS	M	42	4049	2:50.12	4
1145	DIVOLA	ALAN	M	41	4049	2:54.06	5 0738

Runner	Surname	Given Name	Gender	Age	Cat	Time	Posn
1142	WISE	RODNEY	M	40	4049	2:56.27	6
1116	PAYNTER	RAY	M	46	4049	2:58.29	7 0301
0017	HOPKINS	MIKE	M	40	4049	2:58.59	8
1120	MORCOM	RICHARD	M	42	4049	3:00.16	9
1173	JAMAL	FAYAZ	M	40	4049	3:03.38	10 1111
1260	HADINGHAM	KEVIN	M	45	4049	3:08.20	11
1019	DAVIE	RICHARD	M	42	4049	3:09.30	12
1268	GENOVESE	ALEX	M	44	4049	3:11.19	13
1095	QUORN-SMITH	MAL	M	42	4049	3:11.26	14 1116
1185	SMITH	LESTER	M	42	4049	3:12.16	15
1087	DUNCAN	GREG	M	41	4049	3:12.52	16
1013	COULTER	DES	M	49	4049	3:13.35	17 0231
1261	JOHNSON	JAMES	M	41	4049	3:14.30	18 0352
0012	STANDEVEN	DAVID	M	41	4049	3:15.14	19 1150
1074	LEWIS	SIMON	M	42	4049	3:15.44	20 0294
1043	FOX	JOHN	M	44	4049	3:17.56	21 0096
1028	HOMAN	SEAN	M	42	4049	3:18.56	22
1086	ROBERTS	LLOYD	M	40	4049	3:21.38	23 0194
1133	CHANDLER	BRIAN	M	49	4049	3:22.10	24
1033	APTER	ROBIN	M	41	4049	3:23.45	25
1044	CRAWFORD	MICHAEL	M	43	4049	3:24.44	26 0703
1146	SKEWES	TREVOR	M	48	4049	3:25.22	27
1179	JANONIS	JOHN	M	40	4049	3:25.38	28
1026	GATFIELD	BRIAN	M	48	4049	3:26.10	29
1235	HANSEN	GRAEME	M	47	4049	3:26.10	30
1085	CORNEY	PETER	M	47	4049	3:28.06	31 0605
1015	HILLIER	GARY WESLEY	M	48	4049	3:28.34	32 1158
1150	HOWARD	GEOFF	M	43	4049	3:29.14	33
1196	DILLON	MICHAEL	M	43	4049	3:29.24	34
1103	SCHUBERT	RONALD	M	40	4049	3:29.25	35 0998
1065	ANZIN	MICHAEL	M	43	4049	3:29.28	36
1169	WOLFF	FRANK	M	46	4049	3:29.44	37 0668
1052	GALLASCH	PETER	M	49	4049	3:30.33	38 0032
1200	JANISZEWSKI	ROB	M	43	4049	3:31.36	39 0549
1021	JUPE	PHILIP	M	43	4049	3:32.42	40
1187	PALMER	ROY	M	43	4049	3:33.43	41
1118	SAMPSON	LEONARD	M	44	4049	3:34.15	42
1132	BENNETT	ROBERT	M	49	4049	3:34.37	43
1125	STARAJ	SERGE	M	47	4049	3:34.46	44
1090	ZUKOWSKI	JERRY	M	41	4049	3:35.20	45 0782
1156	WARD	MIKE	M	40	4049	3:36.32	46
1088	SIBILA	DAN	M	42	4049	3:37.00	47 0984
1215	HOBAN	PETER	M	41	4049	3:37.40	48
1283	DUFFELL	GEOFF	M	42	4049	3:37.51	49
1100	TOMPKINS	MICHAEL	M	46	4049	3:38.20	50
1217	PASCOE	MICHAEL	M	41	4049	3:39.59	51 0766
1029	BOLTE	PETER	M	49	4049	3:40.37	52
1073	MOORE	GREG	M	41	4049	3:41.34	53
1099	MURPHY	ROBERT	M	40	4049	3:43.43	54
1242	RICHARDS	JOHN	M	42	4049	3:43.56	55 0927
1247	VAN EVERY	BRUCE	M	44	4049	3:44.10	56

Runner	Surname	Given Name	Gender	Age	Cat	Time	Posn
0015	WORLEY	PETER	M	46	4049	3:45.04	57
1154	BOSWELL	TERRY	M	49	4049	3:45.55	58 0999
1206	GILKES	PETER	M	46	4049	3:46.07	59 0414
1272	COLLINS	JOHN	M	44	4049	3:46.42	60
1035	WHALAN	JOHN	M	42	4049	3:46.57	61
1126	ASHFIELD	DAVID	M	47	4049	3:47.58	62 0227
1229	SIMS	BARRY	M	45	4049	3:48.02	63 1126
1151	DAY	ALAN	M	49	4049	3:49.57	64
1167	FURNISS	IAN	M	41	4049	3:53.30	65
1171	BRICE	TONY	M	44	4049	3:55.33	66
1076	HEWITT	BRUCE	M	43	4049	3:56.31	67
1098	MARSH	ANTHONY	M	42	4049	3:59.02	68
1205	ALLMAND	PETER	M	48	4049	3:59.24	69 0293
1140	STEVENS	BARNEY	M	46	4049	4:00.05	70
1257	PEMBERTON	RICHARD	M	41	4049	4:00.42	71
1108	BRYAR	PETER	M	41	4049	4:01.27	72
1230	DEPASQUALE	GEORGE	M	41	4049	4:02.02	73
1178	ALDRIDGE	DON	M	46	4049	4:04.48	74 0254
1124	DONKIN	JACK	M	40	4049	4:04.56	75
1271	STAPLETON	GEOFF	M	49	4049	4:05.51	76
1093	WOODHOUSE	PETER	M	49	4049	4:06.02	77
1238	HIGGS	PHILIP	M	45	4049	4:07.32	78
1175	EDMONDS	MALCOLM	M	48	4049	4:08.42	79
1006	SLAGTER	PETER	M	46	4049	4:08.55	80 0127
1123	DOWN	KEN	M	40	4049	4:08.59	81
1137	OFFICER	ROBERT	M	45	4049	4:10.13	82
1022	MAJOR	ANTHONY	M	48	4049	4:10.59	83
1207	KENNETT	IAN	M	43	4049	4:14.53	84 0005
1183	BANCROFT	TREVOR	M	46	4049	4:15.53	85
1078	O'CONNELL	PHILLIP	M	40	4049	4:16.19	86
1211	BUKOJEMSKI	LOTHAR	M	45	4049	4:16.19	87
1049	NAGLE	MICHAEL	M	47	4049	4:16.39	88
1018	HUMPHRIES	ROBERT	M	44	4049	4:19.32	89 0921
1053	HALL	COLIN	M	43	4049	4:21.37	90
1067	INNES	LES	M	41	4049	4:23.33	91 0732
1036	O'GRADY	DAVID	M	45	4049	4:24.44	92
1278	ELLIOTT	DAVE	M	44	4049	4:29.21	93
1094	HONEYCHURCH	MERVYN	M	42	4049	4:32.52	94 0616
1231	GREMMERT	HEINZ	M	40	4049	4:34.07	95
2003	HUF	MICHAEL	M	42	4049	4:45.28	96
1097	BOULTON	LES	M	48	4049	4:45.37	97 0250
1109	HIMAYAKANTHAN	DR. SIVASITHAM	M	44	4049	4:54.31	98
1068	JAMES	MAX	M	41	4049	5:28.00	99
1002	FREETH	LEN	M	49	4049	6:44.57	100
0001	BANNON	JOHN	M	50	5059	3:01.36	1 0240
1102	HAYES	BOB	M	55	5059	3:17.48	2
1155	BIGGS	BARRY	M	50	5059	3:20.57	3
1050	LLOYD	OWEN	M	54	5059	3:22.34	4
1165	MEWETT	DARRYL	M	51	5059	3:23.14	5 1077
1011	HARRISON	GRAHAM	M	50	5059	3:27.37	6

Runner	Surname	Given Name	Gender	Age	Cat	Time	Posn
1258	CULBERTSON	ALBERT	M	52	5059	3:29.20	7
1083	PATTERSON	KEN	M	57	5059	3:29.24	8 0176
1225	BACKHOUSE	JOHN	M	53	5059	3:31.46	9 0278
1209	TWARTZ	JOHN	M	50	5059	3:31.56	10 0485
1210	ANSELL	BOB	M	50	5059	3:36.12	11 0548
1041	NOLAN	GORDON	M	50	5059	3:36.32	12 0581
1148	BOYNE	RON	M	59	5059	3:37.22	13
1089	DOWNING	EUAN	M	55	5059	3:37.57	14 0097
1292	WALLACE	DOUG	M	52	5059	3:38.36	15
1130	BRADLEY	THOMAS	M	52	5059	3:39.35	16 0296
1054	HORNING	JOHN	M	55	5059	3:44.02	17
1082	WILLIAMS	ROGER	M	53	5059	3:44.23	18 0373
1045	PAROUCHAIS	CONSTANTIN	M	58	5059	3:48.08	19 0356
1047	BUIJCK	JOHN	M	53	5059	3:48.29	20 0891
1007	BUXTON	TERRY	M	53	5059	3:49.00	21 0752
1143	FURLAN	FRANK	M	54	5059	3:54.17	22
1149	BENNETT	ROBERT	M	54	5059	3:54.52	23
1001	AULD	JOHN	M	50	5059	3:57.08	24 0436
1245	BROWNE	KEVIN	M	56	5059	3:58.44	25
1274	BROWN	IAN	M	55	5059	3:59.19	26
1104	MARSHAM	KERRY	M	54	5059	4:01.12	27
1212	NAYLOR	THOMAS	M	50	5059	4:03.02	28 0576
1063	ABBOTT	MICHAEL	M	50	5059	4:07.12	29 0232
1234	MCGLINN	KEVIN	M	50	5059	4:07.17	30
1027	GADD	ISADORE	M	52	5059	4:09.20	31
1091	MINNE	KENNETH	M	53	5059	4:12.28	32 0515
1255	BENNETT	JOHN	M	50	5059	4:19.27	33
1204	VENUS	GRAHAM	M	50	5059	4:25.58	34 0368
1293	JOHNSTON	BRYAN F.	M	58	5059	4:26.19	35
1020	PEARCE	ADRIAN	M	53	5059	4:46.38	36 0409
1062	MCMILLAN	DAVID	M	51	5059	4:51.08	37 1032
1012	PAGE	GRAHAM	M	54	5059	4:51.15	38 0816
2006	WHITE	PRINCE	M	59	5059	9:59.59	39
1059	MCCOMB	ANDREW	M	62	6099	3:38.59	1 0320
1221	BYRNE	FRANK	M	66	6099	3:39.39	2
1174	SJOERDSMA	RICHARD	M	63	6099	3:43.58	3 0006
1110	ZIMMERMAN	ROY	M	64	6099	3:52.09	4 0030
1092	POLLARD	GODFREY	M	62	6099	5:02.56	5
1005	MARTIN	ROSS	M	63	6099	5:54.47	6 0100
2002	SMYTH	JOHN	M	62	6099	5:56.23	7 0661
1003	GROAT	DAVID BRAND	M	71	6099	6:02.21	8
6001	FOUR SEAS	JAN CIBICH	M	4	RELA	3:30.07	1
6000	DESPERADOS	PAM SATCHELL	M	4	RELA	4:07.30	2
6002	HALF TANKED	JANET PAUNOLA	M	8	RELA	4:51.28	3

272 Runners

***** End of Report *****

Run No	Surname	Given Name	Gender	Age	Cat	Time	Posn Gen	Posn Catg
**** RELAY								
6001	FOUR SEAS	JAN CIBICH	M	4	RELA	3:30.07	100	1
6000	DESPERADOS	PAM SATCHELL	M	4	RELA	4:07.30	193	2
6002	HALF TANKED	JANET PAUNOLA	M	8	RELA	4:51.28	235	3
****	Total Runners	3						
**** WALK								
2003	HUF	MICHAEL	M	42	4049	4:45.28	230	96
2005	BORG	JOSEPHINE	F	50	5059	5:13.25	25	3
2002	SMYTH	JOHN	M	62	6099	5:56.23	242	7
2004	DAVIE	ELEANOR	F	39	3039	6:46.12	27	9
2006	WHITE	PRINCE	M	59	5059	9:59.59	245	39
****	Total Runners	5						
****	Grand Total of Teams	2 Runners			8			



AUSTRALIA'S LARGEST RUNNERS CLUB

1 Sturt Street, Adelaide, South Australia 5000.
P.O. Box 6051, Halifax Street, South Australia 5000.
Phone: (08) 213 0615. Fax: (08) 211 7115.

PLACEGETTERS - 1993 DAIHATSU ADELAIDE HALF MARATHON

OPEN MALE

1st	Gary Zeuner(SA)	1:12.44
2nd	Tony Symons(SA)	1:12.53
3rd	Darren Smith(SA)	1:13.02

OPEN FEMALE

1st	Robin Levey(SA)	1:16.25
2nd	Bev Lucas(SA)	1:20.32
3rd	Merry McAvaney(Vic)	1:25.20

OPEN WALKER

1st	Sandra Kramer(SA)	2:10.16
-----	-------------------	---------

ERRATUM - HALF MARATHON

Our apologies to Robin Levey who inadvertently has been listed as a female, and Robyn Roocke as a male. This alters the Open Female Placegetters to the following:

1st	Bev Lucas(SA)	1:20.32
2nd	Robyn Roocke(SA)	1:24.45
3rd	Merry McAvaney(Vic)	1:25.20

Age categories for 16-29 male and female are now altered, also the 30-39 category male and female.

Posn Fin	Run No	Surname	Given Name	Gend er	Age	Cat	Time	Posn Gend	Posn Catg
1	3079	ZEUNER	GARY	M	39	3039	1:12.44	1	1
2	3256	SYMONS	TONY	M	25	1629	1:12.53	2	1
3	3192	SMITH	DARREN	M	26	1629	1:13.02	3	2
4	3120	BERTELSMEIER	MICHAEL	M	31	3039	1:14.15	4	2
5	3094	LEVEY	ROBIN	F	34	3039	1:16.25	1	1
6	3281	BRAY	NOEL	M	43	4049	1:16.40	5	1
7	3023	RIGANTE	ROBERT	M	23	1629	1:17.31	6	3
8	3235	CLAYTON	ARTHUR	M	52	5059	1:18.15	7	1
9	3212	FLYNN	PAUL	M	34	3039	1:18.26	8	3
10	3257	STEPHENS	MATTHEW	M	22	1629	1:18.34	9	4
11	3127	MC CANN	CHRIS	M	34	3039	1:19.22	10	4
12	3225	NICHOLSON	JAMES	M	32	3039	1:19.35	11	5
13	3143	JUDD	DANIEL	M	18	1629	1:19.45	12	5
14	3039	JOHNSON	PHILIP	M	37	3039	1:19.52	13	6
15	3155	DESMOND	JEFF	M	35	3039	1:20.29	14	7
16	3298	LUCAS	BEV	F	46	4049	1:20.32	2	1
17	3233	RIDLEY	PETER	M	38	3039	1:21.17	15	8
18	3025	ELISEO	GIULIO	M	42	4049	1:21.44	16	2
19	3219	COLTHORPE	ROSS	M	31	3039	1:22.11	17	9
20	3089	MURPHY	PHIL	M	36	3039	1:22.28	18	10
21	3285	PARSONS	GREG	M	27	1629	1:23.43	19	6
22	3154	SANDERY	PETER	M	52	5059	1:23.58	20	2
23	3165	DAISH	PETER	M	24	1629	1:24.07	21	7
24	3222	SLAGTER	MICHAEL	M	23	1629	1:24.14	22	8
25	3259	SCHAMMER	PETER	M	35	3039	1:24.37	23	11
26	3270	THOMPSON	DANIEL	M	24	1629	1:24.43	24	9
27	3292	ROOCKE	ROBYN	M	23	1629	1:24.45	25	10
28	3065	FINSTER	PETER	M	36	3039	1:24.45	26	12
29	3007	MC AVANEY	MERRY	F	33	3039	1:25.20	3	2
30	3095	HORSELL	CHRIS	M	36	3039	1:25.38	27	13
31	3295	WELFORD	JOHN	M	39	3039	1:25.57	28	14
32	3277	EDMONDSTONE	LAURIE	M	48	4049	1:26.28	29	3
33	3031	PARKIN	COLIN	M	55	5059	1:26.43	30	3
34	3050	FLYNN	MICHAEL	M	36	3039	1:27.01	31	15
35	3251	DUNSTAN	GRAEME	M	40	4049	1:27.01	32	4
36	3091	SCOTT	KEVIN	M	33	3039	1:27.13	33	16
37	3003	MORTON	ALAN	M	43	4049	1:27.14	34	5
38	3291	SANDERS	GEOFF	M	33	3039	1:27.16	35	17
39	3301	WINTULICH	DARREN	M	23	1629	1:27.34	36	11
40	3080	NICHOLLS	STEPHEN	M	33	3039	1:27.37	37	18
41	3022	RAMSAY	PETER	M	34	3039	1:27.59	38	19
42	3124	ROBERTS	GRAHAM	M	39	3039	1:28.24	39	20
43	3269	AIELLO	GAETANO	M	27	1629	1:28.33	40	12
44	3051	DAVIS	MICHAEL	M	36	3039	1:28.42	41	21
45	3104	O'NEIL	BERNARD	M	37	3039	1:29.04	42	22
46	3238	KINNANE	PAUL	M	27	1629	1:29.26	43	13
47	3024	SCHARENBERG	KEVIN	M	41	4049	1:29.27	44	6
48	3131	CUNNINGHAM	TOM	M	40	4049	1:29.28	45	7
49	3234	MARTIN	JAMES	M	44	4049	1:29.43	46	8
50	3275	STANDEN	PAULA	M	26	1629	1:29.49	47	14

Posn Fin	Run No	Surname	Given Name	Gend er	Age	Cat	Time	Posn Gend	Pos Cat
51	3197	MARCUS	PETE	M	30	3039	1:29.56	48	2
52	3205	HICKMAN	DAVID	M	40	4049	1:30.14	49	
53	3241	HAWKER	NEIL	M	47	4049	1:30.15	50	1
54	3289	LEHOSIT	DAVID	M	35	3039	1:30.21	51	2
55	3126	WINNER	STEVE	M	34	3039	1:30.29	52	2
56	3193	TAYLOR	CHRIS	M	34	3039	1:30.30	53	2
57	3279	POSTLETHWAITE	STEPHEN	M	37	3039	1:30.36	54	2
58	3100	BELLINGER	DAVID	M	37	3039	1:31.45	55	2
59	3108	BOWLING	DAVID	M	16	1629	1:31.49	56	1
60	3093	HALLIFAX	JOHN	M	50	5059	1:31.59	57	
61	3274	PITCHER	JOHN	M	53	5059	1:32.21	58	
62	3078	THORNTON	CLAIRE	F	26	1629	1:32.28	4	
63	3062	WATTS	CHRIS	M	20	1629	1:32.37	59	1
64	3101	PINCOMBE	NICK	M	43	4049	1:32.46	60	1
65	3196	BRICE	MARTY	M	38	3039	1:32.55	61	2
66	3048	TODD	ALAN	M	44	4049	1:33.05	62	1
67	3187	TOMALIN	MICHAEL	M	44	4049	1:33.25	63	1
68	3239	BLACKWOOD	SIMON	M	28	1629	1:33.31	64	1
69	3002	BROCK	JEREMY PHILLIP	M	32	3039	1:33.42	65	3
70	3246	JANSSAN	RICK PHILLIP	M	38	3039	1:33.58	66	3
71	3160	MILLER	TREVOR	M	48	4049	1:34.01	67	1
72	3303	FLYNN	JENY	F	33	3039	1:34.09	5	
73	3206	MONCRIEFF	KAYE EILEEN	F	33	3039	1:34.16	6	
74	3111	TOWNSEND	PETER	M	47	4049	1:34.36	68	1
75	3116	SMITH	GEOFFREY	M	45	4049	1:34.40	69	1
76	3074	GORDON	TREVOR	M	48	4049	1:34.44	70	1
77	3216	HOLT	RAY	M	53	5059	1:34.45	71	
78	3097	BRIDGES	BRETT	M	16	1629	1:34.48	72	1
79	3107	BOWLING	KEITH	M	46	4049	1:34.48	73	1
80	3264	ALLCROFT	PETER DAVID	M	33	3039	1:34.49	74	3
81	3164	HARE	IAN	M	35	3039	1:34.52	75	3
82	3237	SMITH	PETER	M	54	5059	1:35.00	76	
83	3252	MEAKINS	JOHN	M	26	1629	1:35.04	77	1
84	3204	PATTERSON	PETER	M	50	5059	1:35.34	78	
85	3276	HALL	DIGBY	M	23	1629	1:35.43	79	2
86	3170	VANDER SEVGO	MICHAEL	M	30	3039	1:35.44	80	3
87	3254	YOUNG	GREG	M	36	3039	1:35.48	81	3
88	3138	SMART	DOUGLAS	M	50	5059	1:35.49	82	
89	3072	STEWART	HARRY	M	47	4049	1:35.55	83	1
90	3217	WILLIAMS	VALERIE	F	39	3039	1:35.57	7	
91	3015	FISCHER	HORST	M	52	5059	1:35.58	84	1
92	3304	MCDILL	ROBERT	M	36	3039	1:36.02	85	3
93	3125	EDWARDS	VIV	M	64	6099	1:36.08	86	
94	3145	WELCH	IGNACIO	M	32	3039	1:36.16	87	3
95	3142	PHILLIPS	WAYNE	M	52	5059	1:36.28	88	1
96	3073	MCDONALD	MARK	M	35	3039	1:36.59	89	3
97	3287	CARLSSON	PAUL	M	29	1629	1:37.02	90	2
98	3209	TRABILSIE	PETER	M	38	3039	1:37.04	91	3
99	3000	TYSON	SUE	F	44	4049	1:37.05	8	
100	3280	HILL	BRIAN	M	41	4049	1:37.15	92	2

Posn Fin	Run No	Surname	Given Name	Gend er	Age	Cat	Time	Posn Gend	Posn Catg
101	3255	PHILLIPS	TREVOR	M	42	4049	1:37.38	93	21
102	3247	FRANGOULIS	JIM	M	39	3039	1:37.40	94	40
103	3189	TRUEMAN	PHIL	M	26	1629	1:37.53	95	22
104	3284	CONWAY	BILL	M	37	3039	1:38.11	96	41
105	3261	LARWOOD	CHRISTOPHER	M	26	1629	1:38.16	97	23
106	3049	FREAK	ROBERT	M	47	4049	1:38.19	98	22
107	3307	PENDERGAST	BRENDAN	M	40	4049	1:38.25	99	23
108	3218	FAUNCE-DE LAUNE	ALURED	M	51	5059	1:38.27	100	12
109	3081	BROAD	GRAHAM	M	44	4049	1:38.47	101	24
110	3139	SCHILLER	LINTON	M	38	3039	1:38.58	102	42
111	3182	HASLAM	ROSS	M	47	4049	1:39.03	103	25
112	3061	WILLIAMS	KYM	M	36	3039	1:39.05	104	43
113	3027	CHALMERS	KEN	M	41	4049	1:39.08	105	26
114	3278	EMBLETON	ROBERT	M	40	4049	1:39.14	106	27
115	3063	HANDLEY	DOUG	M	51	5059	1:39.16	107	13
116	3272	GROOME	BOYD	M	34	3039	1:39.18	108	44
117	3290	WATTS	HARRY	M	48	4049	1:39.21	109	28
118	3168	REDDAWAY	STEVE	M	38	3039	1:39.25	110	45
119	3293	DAVEY	MOSTYN	M	36	3039	1:39.33	111	46
120	3230	GARDINER	DAVID	M	35	3039	1:39.36	112	47
121	3286	LYNCH	BRIAN	M	39	3039	1:39.44	113	48
122	3084	VINE	JOHN	M	52	5059	1:39.55	114	14
123	3010	TWARTZ	KEITH	M	47	4049	1:40.19	115	29
124	3231	SHAW	MICHAEL	M	26	1629	1:41.07	116	24
125	3135	SCICLUNA	FRANK	M	47	4049	1:41.09	117	30
126	3069	CUNDY	DAVE	M	45	4049	1:41.25	118	31
127	3044	POPE	GRAEME	M	38	3039	1:41.39	119	49
128	3019	DROGEMULLER	RICHARD	M	33	3039	1:41.39	120	50
129	3085	HORTON	RON	M	45	4049	1:41.43	121	32
130	3054	TRAVIS	ROY	M	47	4049	1:41.43	122	33
131	3265	RYAN	PAUL JAMES	M	34	3039	1:41.48	123	51
132	3016	MATTEN	GLYNIS	F	43	4049	1:42.16	9	3
133	3028	DIMASI	TIM	M	49	4049	1:42.19	124	34
134	3151	SWANN	BRIAN	M	45	4049	1:42.25	125	35
135	3266	SLOAN	DAVID	M	28	1629	1:42.25	126	25
136	3242	LOVE	CHRIS	F	44	4049	1:42.36	10	4
137	3268	HARVEY	SANDY	F	28	1629	1:42.43	11	2
138	3267	ROGERS	WAYNE	M	43	4049	1:42.43	127	36
139	3115	PERCY	DEAN	M	17	1629	1:42.46	128	26
140	3038	SHEPHARD	JAMIE	M	56	5059	1:42.51	129	15
141	3106	BOWLING	MICHAEL	M	18	1629	1:43.03	130	27
142	3250	LANCASTER	ROGER	M	48	4049	1:43.22	131	37
143	3223	JAMESON	ALLAN	M	52	5059	1:43.43	132	16
144	3067	KUNZEL	HELMUT	M	40	4049	1:43.47	133	38
145	3262	LOECHEL	LEONARD	M	48	4049	1:44.02	134	39
146	3198	HUTCHISON	BARRY	M	39	3039	1:44.17	135	52
147	3099	JANISZEWSKI	KAREN	F	27	1629	1:44.49	12	3
148	3258	JONES	CHRIS	M	34	3039	1:45.01	136	53
149	3082	SANDERS	NEIL	M	37	3039	1:45.11	137	54
150	3018	TILLEY	CHERYL	F	33	3039	1:45.18	13	6

Posn Fin	Run No	Surname	Given Name	Gend er	Age	Cat	Time	Posn Gend	Pos Cat
151	3077	PHILLIPS	MAL	M	43	4049	1:45.22	138	4
152	3167	CARR	KEVIN	M	34	3039	1:45.35	139	5
153	3207	FEATHERSTONE	MARJ	F	41	4049	1:45.37	14	
154	3294	MARTIN	BRIAN	M	42	4049	1:45.38	140	4
155	3011	WHEELER	PETER	M	37	3039	1:45.45	141	5
156	3228	MILDREN	PETER	M	49	4049	1:45.45	142	4
157	3191	HUTCHINSON	GRANT	M	44	4049	1:45.47	143	4
158	3141	HATHAWAY	SANDY	F	27	1629	1:45.49	15	
159	3001	TYSON	PETER	M	46	4049	1:45.54	144	4
160	3283	MURRAY	NEIL	M	34	3039	1:45.55	145	5
161	3300	ARMSTRONG	RICK	M	41	4049	1:45.56	146	4
162	3021	CORBELL	JACK	M	38	3039	1:46.03	147	5
163	3202	JOHNSON	MICHAEL	M	34	3039	1:46.19	148	5
164	3045	BROCK	NEILL	M	50	5059	1:46.33	149	1
165	3066	ABBOTT	IVAN	M	46	4049	1:46.42	150	4
166	3296	YOUNG	CHRISTOPHER	M	35	3039	1:46.47	151	6
167	3012	LAMSHED	CAROLINE	F	38	3039	1:46.53	16	
168	3195	BALCH	DAVID	M	33	3039	1:46.55	152	6
169	3147	PIKE	BRIAN	M	31	3039	1:46.57	153	6
170	3173	GRAHAM	GREGORY	M	34	3039	1:47.00	154	6
171	3188	DAWSON	SIMON	M	47	4049	1:47.47	155	4
172	3162	CASBOLT	PAUL	M	43	4049	1:47.58	156	4
173	3005	THOMAS	BEVERLEY	F	36	3039	1:47.59	17	
174	3122	CHURCH	HEATHER	F	34	3039	1:48.13	18	
175	3121	WOOD	PETER	M	44	4049	1:48.14	157	4
176	3098	UHLMANN	MURRAY	M	48	4049	1:48.37	158	5
177	3004	PERSICO	RITA	F	25	1629	1:48.48	19	
178	3148	ALLINGTON	PATRICK	M	24	1629	1:48.51	159	2
179	3041	HUGHES	BARRY	M	42	4049	1:48.59	160	5
180	3034	GUNNING	ROBIN	F	43	4049	1:49.08	20	
181	3253	CUNNINGHAM	PETER W	M	37	3039	1:49.55	161	6
182	3263	CARLAW	ALWYN	M	40	4049	1:49.59	162	5
183	3229	WOOLDRIDGE	GEOFF	M	40	4049	1:49.59	163	5
184	3006	MONTEBELLO	JOHN	M	40	4049	1:50.05	164	5
185	3208	HORNE	MICHAEL	M	34	3039	1:50.34	165	6
186	3017	HILL	AVRIL	F	45	4049	1:50.35	21	
187	3071	HAMESY	MICHAEL	M	47	4049	1:50.36	166	5
188	3110	CRAFTER	ROBERT	M	44	4049	1:50.45	167	5
189	3199	WARNER	JOHN	M	26	1629	1:51.00	168	2
190	3056	MOORE	MARK	M	32	3039	1:51.03	169	6
191	3181	PEGLER	MARCIA	F	46	4049	1:51.05	22	
192	3236	CLAYTON	SYLVIA	F	51	5059	1:51.08	23	
193	3161	PARBS	RUTH	F	36	3039	1:51.09	24	1
194	3020	HARBORD	MICHAEL	M	39	3039	1:51.25	170	6
195	3144	WELCH	LYN	F	31	3039	1:51.26	25	1
196	3185	BRENNER	IAN	M	39	3039	1:51.30	171	6
197	3302	FAITHFULL	RALPH	M	41	4049	1:51.32	172	5
198	3260	STACY	DEREK	M	39	3039	1:51.43	173	6
199	3211	NORSWORTHY	NEIL	M	45	4049	1:52.18	174	5
200	3060	WHATSON	CRAIG	M	37	3039	1:52.19	175	7

Posn Fin	Run No	Surname	Given Name	Gend er	Age	Cat	Time	Posn Gend	Posn Catg
201	3305	BARKER	BRENTON	M	31	3039	1:52.19	176	70
202	3112	CAMPBELL	DONALD	M	38	3039	1:52.35	177	72
203	3119	TUCK	MALCOLM	M	46	4049	1:52.35	178	59
204	3140	EDWARDS	WENDY	F	46	4049	1:52.42	26	9
205	3149	PAYNTER	HEATHER	F	46	4049	1:52.46	27	10
206	3129	MANDER	KEITH	M	72	6099	1:52.48	179	2
207	3130	MANDER	PETER	M	40	4049	1:52.48	180	60
208	3210	FLEMING	LEAH	F	38	3039	1:54.02	28	12
209	3200	WATKINS	DENNIS	M	46	4049	1:54.09	181	61
210	3026	WESTGARTH	SUE	F	32	3039	1:54.17	29	13
211	3244	NESBITT	GLEN	M	47	4049	1:54.18	182	62
212	3133	PATTERSON	ROD	M	43	4049	1:54.30	183	63
213	3282	TROTTMAN	KEITH	M	46	4049	1:55.01	184	64
214	3297	HORSLEN	BRIAN	M	56	5059	1:55.12	185	18
215	3180	ZANDER	DAVID	M	47	4049	1:55.27	186	65
216	3214	CORBELL	LEONIE	F	37	3039	1:55.34	30	14
217	3102	MACKENZIE	EUAN	M	56	5059	1:55.36	187	19
218	3203	PATTERSON	DENISE	F	47	4049	1:55.48	31	11
219	3083	MCPHARLIN	STEPHANIE	F	39	3039	1:55.51	32	15
220	3299	SMITH	PETER	M	51	5059	1:56.07	188	20
221	3058	AYLIFFE	JOHN	M	50	5059	1:56.07	189	21
222	3153	MURPHY	JOHN	M	42	4049	1:56.17	190	66
223	3013	GANZIS	JOHN	M	52	5059	1:56.34	191	22
224	3245	HARDY	FRED	M	58	5059	1:56.39	192	23
225	3114	PEGLER	NATALIE	F	19	1629	1:56.48	33	6
226	3113	PEGLER	CLIVE	M	46	4049	1:56.48	193	67
227	3163	DAISH	LYNDA	F	24	1629	1:56.59	34	7
228	3076	LANCASTER	ANGELA	F	48	4049	1:57.02	35	12
229	3036	BRYAR	RHONDA	F	34	3039	1:57.07	36	16
230	3136	WINTER	RALPH IAN	M	36	3039	1:57.08	194	73
231	3201	GEORGE	IAN	M	32	3039	1:57.16	195	74
232	3240	PARR	TREVOR	M	53	5059	1:57.38	196	24
233	3178	BOCK	DEBBIE	F	32	3039	1:57.54	37	17
234	3177	BOCK	MARK	M	31	3039	1:57.54	197	75
235	3224	SYLVESTER	DAVID	M	47	4049	1:58.21	198	68
236	3035	YOUNGMAN	DEBRA	F	31	3039	1:58.46	38	18
237	3179	GREEN	KAYE	F	46	4049	1:58.47	39	13
238	3288	ENGLISH	ROBIN	M	41	4049	1:59.12	199	69
239	3271	HODDER	STEPHEN	M	36	3039	2:00.04	200	76
240	3103	MACKENZIE	JANE	F	20	1629	2:01.17	40	8
241	3227	BARLING	ANDREW	M	30	3039	2:01.22	201	77
242	3037	MERTIN	PETER	M	45	4049	2:01.34	202	70
243	3030	DARE	ALANA	F	44	4049	2:02.01	41	14
244	3306	NESBITT	ROGER	M	31	3039	2:02.15	203	78
245	3008	LUCAS	KEN	M	63	6099	2:02.21	204	3
246	3186	TOMALIN	BARBARA	F	42	4049	2:02.39	42	15
247	3174	GODDEN	JOHN	M	51	5059	2:03.04	205	25
248	3175	FOWLER	JOHN	M	54	5059	2:03.08	206	26
249	3172	DEHEY	KEITH	M	43	4049	2:04.02	207	71
250	3169	PALIOS	PETER	M	36	3039	2:04.26	208	79

Posn Fin	Run No	Surname	Given Name	Gend er	Age	Cat	Time	Posn Gend	Pos Cat
251	3232	MENZIES	TOM	M	45	4049	2:04.37	209	7
252	3243	FISHER	ERIC	M	50	5059	2:05.43	210	2
253	3213	TORPEY	DAVID KIM	M	38	3039	2:05.47	211	8
254	3096	REED	SHAROLYN	F	39	3039	2:06.13	43	1
255	3009	LOKAN	LEANNE	F	23	1629	2:07.24	44	
256	3090	HUGHES	JOHN	M	37	3039	2:07.59	212	8
257	3273	PENBERTHY	RAY	M	44	4049	2:08.09	213	7
258	3249	SOLLY	DES	M	52	5059	2:08.59	214	2
259	3123	TORDOFF	SIMON GEORGE	M	38	3039	2:09.07	215	8
260	3055	PURDEY	TERRY	M	37	3039	2:09.15	216	8
261	4002	KRAMER	SANDRA	F	45	4049	2:10.16	45	1
262	3146	EVANS	JANE-MARIE	F	26	1629	2:11.49	46	1
263	3059	MASLIN	BARRY	M	47	4049	2:11.53	217	7
264	3221	SYKES	DAVID	M	41	4049	2:12.42	218	7
265	3226	EVERETT	JOANNA	F	32	3039	2:14.31	47	2
266	3014	LOKAN	MICHAEL	M	17	1629	2:15.36	219	3
267	3171	DEHEY	COLLEEN	F	40	4049	2:16.57	48	1
268	3158	LATIMER	MARLENE	F	52	5059	2:17.48	49	
269	3132	BARRY	TOM	M	74	6099	2:18.36	220	
270	3086	OXENHAM	JOHN	M	48	4049	2:19.47	221	7
271	4010	LEE	DEBBIE	F	29	1629	2:22.03	50	1
272	4008	RICHARDS	HARRY	M	68	6099	2:22.32	222	
273	4011	COOK	PATRICIA	F	46	4049	2:25.19	51	1
274	4004	SCARMAN	WARREN WILLIAM	M	47	4049	2:26.43	223	7
275	4005	MCDERMOTT	BARRY	M	48	4049	2:26.43	224	7
276	3087	PATERSON	SANDRA MARGARET	F	45	4049	2:29.15	52	1
277	4012	CRIGHTON	CAROL	F	45	4049	2:29.50	53	2
278	4001	DUFFY	TREVOR	M	47	4049	2:35.47	225	7
279	4007	NEUMANN	HELEN	F	43	4049	2:39.14	54	2
280	4000	HOILE	CHERYL	F	38	3039	2:39.30	55	2
281	3088	OSBORNE	MONICA	F	70	6099	2:42.57	56	
282	4003	MANNING	ROBERT	M	53	5059	2:42.59	226	2
283	4013	BARRIE	DAVID	M	47	4049	2:43.07	227	8
284	4009	HARRIS	NORM	M	52	5059	3:00.09	228	3
285	3215	PHILIPPOU	LINDA	F	42	4049	3:00.13	57	2
286	4014	CHAPMAN	JENNIFER	F	42	4049	3:46.08	58	2

286 Runners *****

Race Results - Category

Runner	Surname	Given Name	Gender	Age	Cat	Time	Posn
3078	THORNTON	CLAIRE	F	26	1629	1:32.28	1
3268	HARVEY	SANDY	F	28	1629	1:42.43	2
3099	JANISZEWSKI	KAREN	F	27	1629	1:44.49	3 0218
3141	HATHAWAY	SANDY	F	27	1629	1:45.49	4
3004	PERSICO	RITA	F	25	1629	1:48.48	5 1169
3114	PEGLER	NATALIE	F	19	1629	1:56.48	6
3163	DAISH	LYNDA	F	24	1629	1:56.59	7
3103	MACKENZIE	JANE	F	20	1629	2:01.17	8
3009	LOKAN	LEANNE	F	23	1629	2:07.24	9
3146	EVANS	JANE-MARIE	F	26	1629	2:11.49	10 0733
4010	LEE	DEBBIE	F	29	1629	2:22.03	11

3094	LEVEY	ROBIN	F	34	3039	1:16.25	1
3007	MC AVANEY	MERRY	F	33	3039	1:25.20	2 0481
3303	FLYNN	JENY	F	33	3039	1:34.09	3
3206	MONCRIEFF	KAYE EILEEN	F	33	3039	1:34.16	4 0095
3217	WILLIAMS	VALERIE	F	39	3039	1:35.57	5
3018	TILLEY	CHERYL	F	33	3039	1:45.18	6 1010
3012	LAMSHED	CAROLINE	F	38	3039	1:46.53	7
3005	THOMAS	BEVERLEY	F	36	3039	1:47.59	8 1002
3122	CHURCH	HEATHER	F	34	3039	1:48.13	9
3161	PARBS	RUTH	F	36	3039	1:51.09	10 0492
3144	WELCH	LYN	F	31	3039	1:51.26	11
3210	FLEMING	LEAH	F	38	3039	1:54.02	12
3026	WESTGARTH	SUE	F	32	3039	1:54.17	13
3214	CORBELL	LEONIE	F	37	3039	1:55.34	14
3083	MCPHARLIN	STEPHANIE	F	39	3039	1:55.51	15 1009
3036	BRYAR	RHONDA	F	34	3039	1:57.07	16
3178	BOCK	DEBBIE	F	32	3039	1:57.54	17
3035	YOUNGMAN	DEBRA	F	31	3039	1:58.46	18
3096	REED	SHAROLYN	F	39	3039	2:06.13	19
3226	EVERETT	JOANNA	F	32	3039	2:14.31	20 0043
4000	HOILE	CHERYL	F	38	3039	2:39.30	21

3298	LUCAS	BEV	F	46	4049	1:20.32	1
3000	TYSON	SUE	F	44	4049	1:37.05	2 0241
3016	MATTEN	GLYNIS	F	43	4049	1:42.16	3 0311
3242	LOVE	CHRIS	F	44	4049	1:42.36	4 0353
3207	FEATHERSTONE	MARJ	F	41	4049	1:45.37	5
3034	GUNNING	ROBIN	F	43	4049	1:49.08	6
3017	HILL	AVRIL	F	45	4049	1:50.35	7 0577
3181	PEGLER	MARCIA	F	46	4049	1:51.05	8
3140	EDWARDS	WENDY	F	46	4049	1:52.42	9
3149	PAYNTER	HEATHER	F	46	4049	1:52.46	10 0302
3203	PATTERSON	DENISE	F	47	4049	1:55.48	11
3076	LANCASTER	ANGELA	F	48	4049	1:57.02	12 0588
3179	GREEN	KAYE	F	46	4049	1:58.47	13
3030	DARE	ALANA	F	44	4049	2:02.01	14 1064
3186	TOMALIN	BARBARA	F	42	4049	2:02.39	15
4002	KRAMER	SANDRA	F	45	4049	2:10.16	16
3171	DEHEY	COLLEEN	F	40	4049	2:16.57	17 0764

Race Results - Category

Runner	Surname	Given Name	Gender	Age	Cat	Time	Posn
4011	COOK	PATRICIA	F	46	4049	2:25.19	18
3087	PATERSON	SANDRA MARGARET	F	45	4049	2:29.15	19 1197
4012	CRIGHTON	CAROL	F	45	4049	2:29.50	20
4007	NEUMANN	HELEN	F	43	4049	2:39.14	21
3215	PHILIPPOU	LINDA	F	42	4049	3:00.13	22
4014	CHAPMAN	JENNIFER	F	42	4049	3:46.08	23 1123

3236	CLAYTON	SYLVIA	F	51	5059	1:51.08	1
3158	LATIMER	MARLENE	F	52	5059	2:17.48	2 551

3088	OSBORNE	MONICA	F	70	6099	2:42.57	1

Race Results - Category

Runner	Surname	Given Name	Gender	Age	Cat	Time	Posn
3256	SYMONS	TONY	M	25	1629	1:12.53	1
3192	SMITH	DARREN	M	26	1629	1:13.02	2
3023	RIGANTE	ROBERT	M	23	1629	1:17.31	3
3257	STEPHENS	MATTHEW	M	22	1629	1:18.34	4
3143	JUDD	DANIEL	M	18	1629	1:19.45	5
3285	PARSONS	GREG	M	27	1629	1:23.43	6
3165	DAISH	PETER	M	24	1629	1:24.07	7
3222	SLAGTER	MICHAEL	M	23	1629	1:24.14	8 0128
3270	THOMPSON	DANIEL	M	24	1629	1:24.43	9
3292	ROOCKE	ROBYN	M	23	1629	1:24.45	10
3301	WINTULICH	DARREN	M	23	1629	1:27.34	11
3269	AIELLO	GAETANO	M	27	1629	1:28.33	12
3238	KINNANE	PAUL	M	27	1629	1:29.26	13
3275	STANDEN	PAULA	M	26	1629	1:29.49	14
3108	BOWLING	DAVID	M	16	1629	1:31.49	15
3062	WATTS	CHRIS	M	20	1629	1:32.37	16
3239	BLACKWOOD	SIMON	M	28	1629	1:33.31	17
3097	BRIDGES	BRETT	M	16	1629	1:34.48	18 0592
3252	MEAKINS	JOHN	M	26	1629	1:35.04	19
3276	HALL	DIGBY	M	23	1629	1:35.43	20
3287	CARLSSON	PAUL	M	29	1629	1:37.02	21
3189	TRUEMAN	PHIL	M	26	1629	1:37.53	22
3261	LARWOOD	CHRISTOPHER	M	26	1629	1:38.16	23
3231	SHAW	MICHAEL	M	26	1629	1:41.07	24
3266	SLOAN	DAVID	M	28	1629	1:42.25	25
3115	PERCY	DEAN	M	17	1629	1:42.46	26
3106	BOWLING	MICHAEL	M	18	1629	1:43.03	27
3148	ALLINGTON	PATRICK	M	24	1629	1:48.51	28
3199	WARNER	JOHN	M	26	1629	1:51.00	29
3014	LOKAN	MICHAEL	M	17	1629	2:15.36	30

3079	ZEUNER	GARY	M	39	3039	1:12.44	1
3120	BERTELSMEIER	MICHAEL	M	31	3039	1:14.15	2
3212	FLYNN	PAUL	M	34	3039	1:18.26	3
3127	MC CANN	CHRIS	M	34	3039	1:19.22	4 0674
3225	NICHOLSON	JAMES	M	32	3039	1:19.35	5
3039	JOHNSON	PHILIP	M	37	3039	1:19.52	6 0961
3155	DESMOND	JEFF	M	35	3039	1:20.29	7
3233	RIDLEY	PETER	M	38	3039	1:21.17	8
3219	COLTHORPE	ROSS	M	31	3039	1:22.11	9
3089	MURPHY	PHIL	M	36	3039	1:22.28	10
3259	SCHAMMER	PETER	M	35	3039	1:24.37	11
3065	FINSTER	PETER	M	36	3039	1:24.45	12
3095	HORSELL	CHRIS	M	36	3039	1:25.38	13
3295	WELFORD	JOHN	M	39	3039	1:25.57	14
3050	FLYNN	MICHAEL	M	36	3039	1:27.01	15
3091	SCOTT	KEVIN	M	33	3039	1:27.13	16
3291	SANDERS	GEOFF	M	33	3039	1:27.16	17
3080	NICHOLLS	STEPHEN	M	33	3039	1:27.37	18 1052
3022	RAMSAY	PETER	M	34	3039	1:27.59	19
3124	ROBERTS	GRAHAM	M	39	3039	1:28.24	20 0178

Race Results - Category

Runner	Surname	Given Name	Gender	Age	Cat	Time	Posn
3051	DAVIS	MICHAEL	M	36	3039	1:28.42	21
3104	O'NEIL	BERNARD	M	37	3039	1:29.04	22
3197	MARCUS	PETE	M	30	3039	1:29.56	23
3289	LEHOSIT	DAVID	M	35	3039	1:30.21	24
3126	WINNER	STEVE	M	34	3039	1:30.29	25 1071
3193	TAYLOR	CHRIS	M	34	3039	1:30.30	26
3279	POSTLETHWAITE	STEPHEN	M	37	3039	1:30.36	27
3100	BELLINGER	DAVID	M	37	3039	1:31.45	28
3196	BRICE	MARTY	M	38	3039	1:32.55	29 0495
3002	BROCK	JEREMY PHILLIP	M	32	3039	1:33.42	30 1110
3246	JANSSAN	RICK PHILLIP	M	38	3039	1:33.58	31 1130
3264	ALLCROFT	PETER DAVID	M	33	3039	1:34.49	32 0554
3164	HARE	IAN	M	35	3039	1:34.52	33
3170	VANDER SEVGO	MICHAEL	M	30	3039	1:35.44	34
3254	YOUNG	GREG	M	36	3039	1:35.48	35
3304	MCDILL	ROBERT	M	36	3039	1:36.02	36
3145	WELCH	IGNACIO	M	32	3039	1:36.16	37
3073	MCDONALD	MARK	M	35	3039	1:36.59	38 1037
3209	TRABILSIE	PETER	M	38	3039	1:37.04	39 0901
3247	FRANGOULIS	JIM	M	39	3039	1:37.40	40
3284	CONWAY	BILL	M	37	3039	1:38.11	41
3139	SCHILLER	LINTON	M	38	3039	1:38.58	42
3061	WILLIAMS	KYM	M	36	3039	1:39.05	43 0983
3272	GROOME	BOYD	M	34	3039	1:39.18	44
3168	REDDAWAY	STEVE	M	38	3039	1:39.25	45
3293	DAVEY	MOSTYN	M	36	3039	1:39.33	46
3230	GARDINER	DAVID	M	35	3039	1:39.36	47
3286	LYNCH	BRIAN	M	39	3039	1:39.44	48 0234
3044	POPE	GRAEME	M	38	3039	1:41.39	49
3019	DROGEMULLER	RICHARD	M	33	3039	1:41.39	50 0288
3265	RYAN	PAUL JAMES	M	34	3039	1:41.48	51 0878
3198	HUTCHISON	BARRY	M	39	3039	1:44.17	52
3258	JONES	CHRIS	M	34	3039	1:45.01	53
3082	SANDERS	NEIL	M	37	3039	1:45.11	54
3167	CARR	KEVIN	M	34	3039	1:45.35	55
3011	WHEELER	PETER	M	37	3039	1:45.45	56
3283	MURRAY	NEIL	M	34	3039	1:45.55	57
3021	CORBELL	JACK	M	38	3039	1:46.03	58
3202	JOHNSON	MICHAEL	M	34	3039	1:46.19	59
3296	YOUNG	CHRISTOPHER	M	35	3039	1:46.47	60
3195	BALCH	DAVID	M	33	3039	1:46.55	61
3147	PIKE	BRIAN	M	31	3039	1:46.57	62
3173	GRAHAM	GREGORY	M	34	3039	1:47.00	63
3253	CUNNINGHAM	PETER W	M	37	3039	1:49.55	64
3208	HORNE	MICHAEL	M	34	3039	1:50.34	65
3056	MOORE	MARK	M	32	3039	1:51.03	66 0054
3020	HARBORD	MICHAEL	M	39	3039	1:51.25	67 0618
3185	BRENNER	IAN	M	39	3039	1:51.30	68 0621
3260	STACY	DEREK	M	39	3039	1:51.43	69
3305	BARKER	BRENTON	M	31	3039	1:52.19	70
3060	WHATSON	CRAIG	M	37	3039	1:52.19	71 0611

Race Results - Category

Runner	Surname	Given Name	Gender	Age	Cat	Time	Posn
3112	CAMPBELL	DONALD	M	38	3039	1:52.35	72
3136	WINTER	RALPH IAN	M	36	3039	1:57.08	73 1135
3201	GEORGE	IAN	M	32	3039	1:57.16	74
3177	BOCK	MARK	M	31	3039	1:57.54	75
3271	HODDER	STEPHEN	M	36	3039	2:00.04	76
3227	BARLING	ANDREW	M	30	3039	2:01.22	77
3306	NESBITT	ROGER	M	31	3039	2:02.15	78
3169	PALIOS	PETER	M	36	3039	2:04.26	79
3213	TORPEY	DAVID KIM	M	38	3039	2:05.47	80
3090	HUGHES	JOHN	M	37	3039	2:07.59	81
3123	TORDOFF	SIMON GEORGE	M	38	3039	2:09.07	82 0590
3055	PURDEY	TERRY	M	37	3039	2:09.15	83 0797

3281	BRAY	NOEL	M	43	4049	1:16.40	1
3025	ELISEO	GIULIO	M	42	4049	1:21.44	2
3277	EDMONDSTONE	LAURIE	M	48	4049	1:26.28	3
3251	DUNSTAN	GRAEME	M	40	4049	1:27.01	4
3003	MORTON	ALAN	M	43	4049	1:27.14	5 0209
3024	SCHARENBERG	KEVIN	M	41	4049	1:29.27	6
3131	CUNNINGHAM	TOM	M	40	4049	1:29.28	7
3234	MARTIN	JAMES	M	44	4049	1:29.43	8 0860
3205	HICKMAN	DAVID	M	40	4049	1:30.14	9
3241	HAWKER	NEIL	M	47	4049	1:30.15	10
3101	PINCOMBE	NICK	M	43	4049	1:32.46	11 1144
3048	TODD	ALAN	M	44	4049	1:33.05	12 0372
3187	TOMALIN	MICHAEL	M	44	4049	1:33.25	13
3160	MILLER	TREVOR	M	48	4049	1:34.01	14 0472
3111	TOWNSEND	PETER	M	47	4049	1:34.36	15 1022
3116	SMITH	GEOFFREY	M	45	4049	1:34.40	16
3074	GORDON	TREVOR	M	48	4049	1:34.44	17 0245
3107	BOWLING	KEITH	M	46	4049	1:34.48	18
3072	STEWART	HARRY	M	47	4049	1:35.55	19
3280	HILL	BRIAN	M	41	4049	1:37.15	20
3255	PHILLIPS	TREVOR	M	42	4049	1:37.38	21
3049	FREAK	ROBERT	M	47	4049	1:38.19	22 0284
3307	PENDERGAST	BRENDAN	M	40	4049	1:38.25	23
3081	BROAD	GRAHAM	M	44	4049	1:38.47	24 0840
3182	HASLAM	ROSS	M	47	4049	1:39.03	25 0123
3027	CHALMERS	KEN	M	41	4049	1:39.08	26
3278	EMBLETON	ROBERT	M	40	4049	1:39.14	27
3290	WATTS	HARRY	M	48	4049	1:39.21	28
3010	TWARTZ	KEITH	M	47	4049	1:40.19	29 0755
3135	SCICLUNA	FRANK	M	47	4049	1:41.09	30
3069	CUNDY	DAVE	M	45	4049	1:41.25	31
3085	HORTON	RON	M	45	4049	1:41.43	32 0082
3054	TRAVIS	ROY	M	47	4049	1:41.43	33
3028	DIMASI	TIM	M	49	4049	1:42.19	34
3151	SWANN	BRIAN	M	45	4049	1:42.25	35 0252
3267	ROGERS	WAYNE	M	43	4049	1:42.43	36
3250	LANCASTER	ROGER	M	48	4049	1:43.22	37 0587
3067	KUNZEL	HELMUT	M	40	4049	1:43.47	38

Race Results - Category

Runner	Surname	Given Name	Gender	Age	Cat	Time	Posn
3262	LOECHEL	LEONARD	M	48	4049	1:44.02	39 0617
3077	PHILLIPS	MAL	M	43	4049	1:45.22	40
3294	MARTIN	BRIAN	M	42	4049	1:45.38	41
3228	MILDREN	PETER	M	49	4049	1:45.45	42
3191	HUTCHINSON	GRANT	M	44	4049	1:45.47	43
3001	TYSON	PETER	M	46	4049	1:45.54	44 0003
3300	ARMSTRONG	RICK	M	41	4049	1:45.56	45
3066	ABBOTT	IVAN	M	46	4049	1:46.42	46
3188	DAWSON	SIMON	M	47	4049	1:47.47	47
3162	CASBOLT	PAUL	M	43	4049	1:47.58	48
3121	WOOD	PETER	M	44	4049	1:48.14	49 1188
3098	UHLMANN	MURRAY	M	48	4049	1:48.37	50
3041	HUGHES	BARRY	M	42	4049	1:48.59	51 1183
3263	CARLAW	ALWYN	M	40	4049	1:49.59	52
3229	WOOLDRIDGE	GEOFF	M	40	4049	1:49.59	53 0383
3006	MONTEBELLO	JOHN	M	40	4049	1:50.05	54
3071	HAMESY	MICHAEL	M	47	4049	1:50.36	55 0736
3110	CRAFTER	ROBERT	M	44	4049	1:50.45	56
3302	FAITHFULL	RALPH	M	41	4049	1:51.32	57
3211	NORSWORTHY	NEIL	M	45	4049	1:52.18	58
3119	TUCK	MALCOLM	M	46	4049	1:52.35	59 0204
3130	MANDER	PETER	M	40	4049	1:52.48	60
3200	WATKINS	DENNIS	M	46	4049	1:54.09	61
3244	NESBITT	GLEN	M	47	4049	1:54.18	62
3133	PATTERSON	ROD	M	43	4049	1:54.30	63
3282	TROTTMAN	KEITH	M	46	4049	1:55.01	64
3180	ZANDER	DAVID	M	47	4049	1:55.27	65 0390
3153	MURPHY	JOHN	M	42	4049	1:56.17	66 0749
3113	PEGLER	CLIVE	M	46	4049	1:56.48	67
3224	SYLVESTER	DAVID	M	47	4049	1:58.21	68
3288	ENGLISH	ROBIN	M	41	4049	1:59.12	69
3037	NERTIN	PETER	M	45	4049	2:01.34	70 0037
3172	DEHEY	KEITH	M	43	4049	2:04.02	71 1006
3232	MENZIES	TOM	M	45	4049	2:04.37	72
3273	PENBERTHY	RAY	M	44	4049	2:08.09	73 0061
3059	MASLIN	BARRY	M	47	4049	2:11.53	74
3221	SYKES	DAVID	M	41	4049	2:12.42	75 0063
3086	OXENHAM	JOHN	M	48	4049	2:19.47	76
4004	SCARMAN	WARREN WILLIAM	M	47	4049	2:26.43	77 0565
4005	MCDERMOTT	BARRY	M	48	4049	2:26.43	78 0559
4001	DUFFY	TREVOR	M	47	4049	2:35.47	79
4013	BARRIE	DAVID	M	47	4049	2:43.07	80

3235	CLAYTON	ARTHUR	M	52	5059	1:18.15	1
3154	SANDERY	PETER	M	52	5059	1:23.58	2 0645
3031	PARKIN	COLIN	M	55	5059	1:26.43	3
3093	HALLIFAX	JOHN	M	50	5059	1:31.59	4 0340
3274	PITCHER	JOHN	M	53	5059	1:32.21	5
3216	HOLT	RAY	M	53	5059	1:34.45	6
3237	SMITH	PETER	M	54	5059	1:35.00	7
3204	PATTERSON	PETER	M	50	5059	1:35.34	8

Race Results - Category

Runner	Surname	Given Name	Gender	Age	Cat	Time	Posn
3138	SMART	DOUGLAS	M	50	5059	1:35.49	9 0514
3015	FISCHER	HORST	M	52	5059	1:35.58	10 0177
3142	PHILLIPS	WAYNE	M	52	5059	1:36.28	11 0969
3218	FAUNCE-DE LAUNE	ALURED	M	51	5059	1:38.27	12 0071
3063	HANDLEY	DOUG	M	51	5059	1:39.16	13 0315
3084	VINE	JOHN	M	52	5059	1:39.55	14 0091
3038	SHEPHARD	JAMIE	M	56	5059	1:42.51	15 0029
3223	JAMESON	ALLAN	M	52	5059	1:43.43	16
3045	BROCK	NEILL	M	50	5059	1:46.33	17
3297	HORSLEN	BRIAN	M	56	5059	1:55.12	18
3102	MACKENZIE	EUAN	M	56	5059	1:56.07	19
3299	SMITH	PETER	M	51	5059	1:56.07	20
3058	AYLIFFE	JOHN	M	50	5059	1:56.07	21
3013	GANZIS	JOHN	M	52	5059	1:56.34	22 0117
3245	HARDY	FRED	M	58	5059	1:56.39	23 0112
3240	PARR	TREVOR	M	53	5059	1:57.38	24 1080
3174	GODDEN	JOHN	M	51	5059	2:03.04	25
3175	FOWLER	JOHN	M	54	5059	2:03.08	26
3243	FISHER	ERIC	M	50	5059	2:05.43	27 0500
3249	SOLLY	DES	M	52	5059	2:08.59	28 0842
4003	MANNING	ROBERT	M	53	5059	2:42.59	29 501
4009	HARRIS	NORM	M	52	5059	3:00.09	30

3125	EDWARDS	VIV	M	64	6099	1:36.08	1 0524
3129	MANDER	KEITH	M	72	6099	1:52.48	2
3008	LUCAS	KEN	M	63	6099	2:02.21	3
3132	BARRY	TOM	M	74	6099	2:18.36	4 0121
4008	RICHARDS	HARRY	M	68	6099	2:22.32	5

286 Runners

***** End of Report *****

Race Results - Team


Run No	Surname	Given Name	Gender	Age	Cat	Time	Posn	Posn
			er				Gen	Catg
****	WALK							
4002	KRAMER	SANDRA	F	45	4049	2:10.16	45	16
4010	LEE	DEBBIE	F	29	1629	2:22.03	50	11
4008	RICHARDS	HARRY	M	68	6099	2:22.32	222	5
4011	COOK	PATRICIA	F	46	4049	2:25.19	51	18
4004	SCARMAN	WARREN WILLIAM	M	47	4049	2:26.43	223	77
4005	MCDERMOTT	BARRY	M	48	4049	2:26.43	224	78
4012	CRIGHTON	CAROL	F	45	4049	2:29.50	53	20
4001	DUFFY	TREVOR	M	47	4049	2:35.47	225	79
4007	NEUMANN	HELEN	F	43	4049	2:39.14	54	21
4000	HOILE	CHERYL	F	38	3039	2:39.30	55	21
4003	MANNING	ROBERT	M	53	5059	2:42.59	226	29
4013	BARRIE	DAVID	M	47	4049	2:43.07	227	80
4009	HARRIS	NORM	M	52	5059	3:00.09	228	30
****	Total Runners	13						

**** Grand Total of Teams 1 Runners 13

WEATHER STATISTICS

TIME	TEMPERATURE	HUMIDITY
6.00 a.m.	16.1°C	49%
7.00 a.m.	15.8°C	54%
8.00 a.m.	17.8°C	46%
9.00 a.m.	19.7°C	44%
10.00 a.m.	21.4°C	42%
11.00 a.m.	22.4°C	36%

It was a fine sunny day with a slight intermittent breeze



THE SOUTH AUSTRALIAN ROAD RUNNERS CLUB WISHES TO EXPRESS
THEIR APPRECIATION TO ALL SPONSORS AND SUPPORTERS FOR THEIR
ASSISTANCE

* S.A. SPORTS MEDICINE CENTRE * * ADELAIDE TRAVELODGE *
* VENEZIA RESTAURANT * * JOHN CUNNINGHAM * * WEST END *
* CHIQUITA BANANAS * * CLEANAWAY * * SCAFFOLD HIRERS *
* JOGGERS WORLD * * RENNICKS HIRE * * EVRIGHT TROPHIES *
* HORST FISCHER * * GAWLER REMOVALS * * ADAM'S APPLE *
* ACRM(AUSTRALIAN CITIZEN RADIO MONITORS) *

SPECIAL THANKS ALSO TO

* LORD MAYOR AND STAFF OF ADELAIDE CITY COUNCIL *
* DEPARTMENT OF RECREATION & SPORT * * CITY OF GLENELG *
* THE BOTANIC GARDENS TRUST * * COUNCIL OF WEST TORRENS *
* RACE DOCTOR, PHYSIOTHERAPISTS, PODIATRISTS AND MASSEURS *
* ST. JOHN AMBULANCE VOLUNTEERS * * BOY SCOUTS & GIRL GUIDES *
* MAX BARNES * * MARSHALS AND VOLUNTEERS *

TO ALL OTHER HELPERS WHO HAVE NOT BEEN MENTIONED ABOVE, OUR
SINCERE THANKS.
WITHOUT YOU THE RACE COULD NOT HAVE BEEN HELD.

TONY ASHWELL - RACE DIRECTOR

South Australia

